










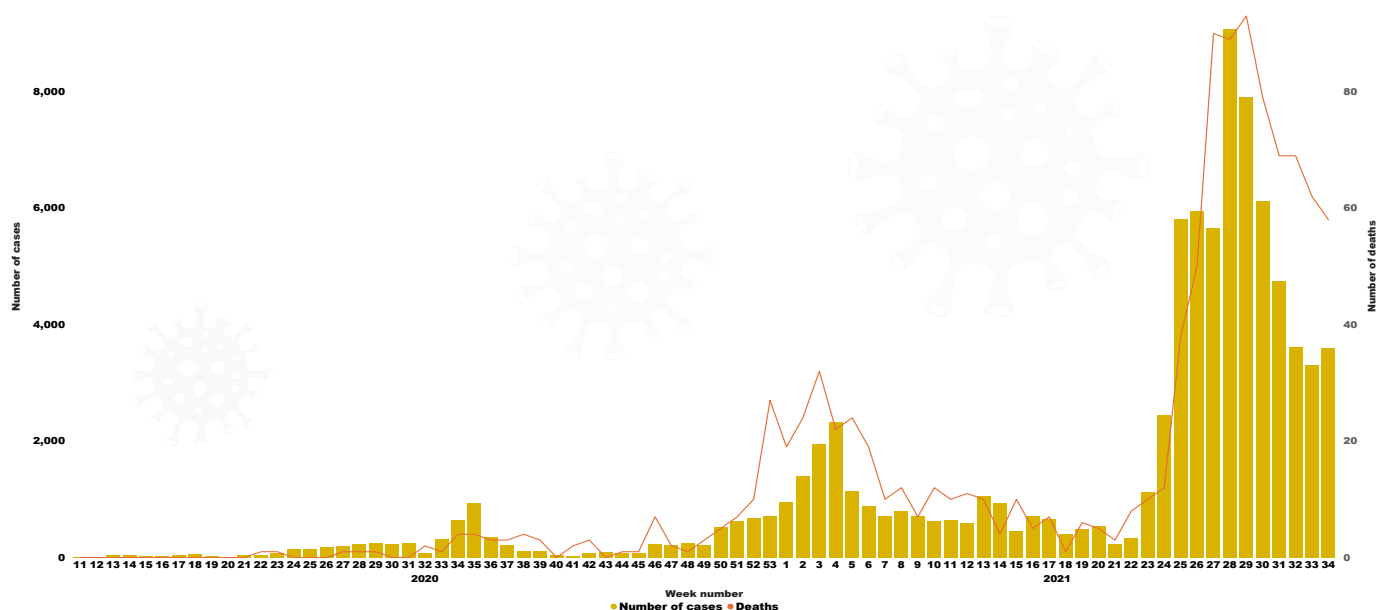
COVID19 Weekly Epidemiological Bulletin

EPI WEEK 34: From 23rd to 29th August, 2021

1. Epidemiological Summary as of 29th August 2021

	Number of tests: 2,426,222		Active cases: 10,703
	Average tests per day: 4,543		Number of cases in critical condition: 44
	Number of positive cases: 86,613		Number of vaccinated people
	Positivity rate: 3.5 %		With at least one dose: 1,490,090
	Number of deaths: 1,079		With two doses: 609,514
	Case fatality ratio: 1.24%		
	Number of recoveries: 74,831		
	Recovery rate: 86.39%		

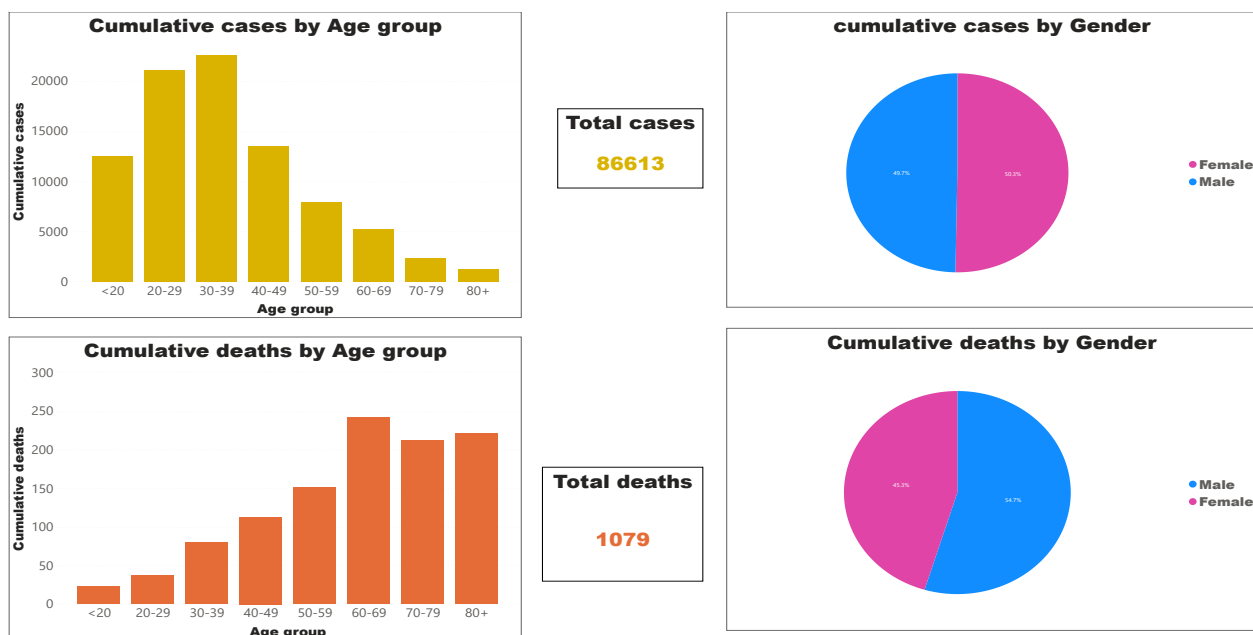
2. Weekly trend in number of new cases and deaths



Graph 1: Weekly trends in number of new cases and deaths

3. Distribution of cases and deaths by age group and gender.

Distribution of cases and deaths by age group and gender as of August 29, 2021



Graph 2 Distribution of cases and deaths by age group and gender

4. Weekly summary in numbers: Comparison with the previous week

Indicator	Week 33 From 16 th August to 22 nd August, 2021	Week 33 From 23 rd August to 29 th August, 2021
Number of new tests	78,574	112,284
New cases	3,311	3,590
Positivity rate	4.2%	3.19%
New deaths	62	58
New recoveries	5,194	1,743
New cases in Kigali	365	407
New cases outside Kigali	2,946	3,183
New deaths in Kigali	3	12
New deaths outside Kigali	59	46
Incidence rate (cases by 100,000 people)	26/100,000	28/100,000

5. Cumulative case fatality ratio by district.

COVID-19 case fatality ratio by district as of August 29, 2021

